

CE 474

Class 32

5 November 2015

Activity C01

- Due tomorrow at the beginning of class
- Work in pairs
- Bring results to discuss

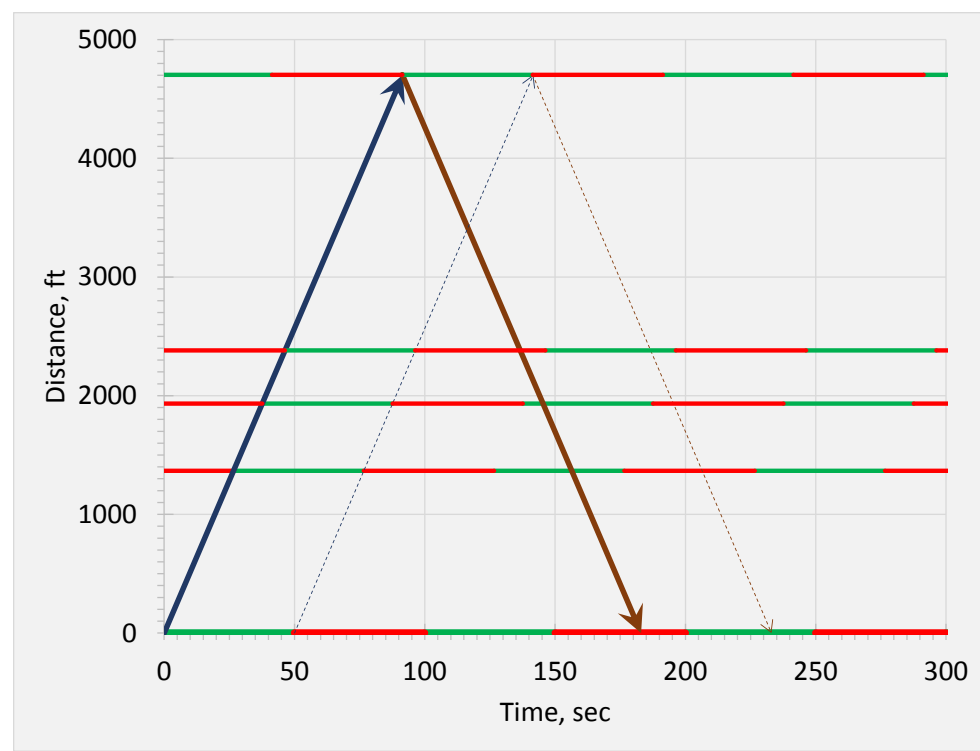
Intersection	Distance (ft)	Cycle length (sec)	Green (sec)	Offset (sec)	Platoon width (sec)	Speed (mi/hr)	Speed (ft/sec)	Travel Time (sec)	
Ironwood		100	50	0	50				
	1367						35	51.3	26.6
I90W			50	26.6					
	566						35	51.3	11.0
I90E			50	37.6					
	448						35	51.3	8.7
Appleway			50	46.3					
	2323				35	51.3	45.3		
Neider		50	91.4						

Up Direction				
	Front of Platoon		Back of Platoon	
Intersection	Time	Distance	Time	Distance
1	0.0	0	50.0	0
2	26.6	1367	76.6	1367
3	37.7	1933	87.7	1933
4	46.4	2381	96.4	2381
5	91.6	4704	141.6	4704

Down Direction				
	Front of Platoon		Back of Platoon	
Intersection	Time	Distance	Time	Distance
5	91.4	4704	141.4	4704
4	136.7	2381	186.7	2381
3	145.4	1933	195.4	1933
2	156.4	1367	206.4	1367
1	183.0	0	233.0	0

Intersection	Green	Red	Green	Red
1	0	50	100	150
2	-73	-23	27	77
3	-62	-12	38	88
4	-54	-4	46	96
5	-9	41	91	141

Intersection Location		
Intersection	Distance	Distance
1	1	1
2	1367	1367
3	1933	1933
4	2381	2381
5	4704	4704



SH8 West-1 (Network 1)

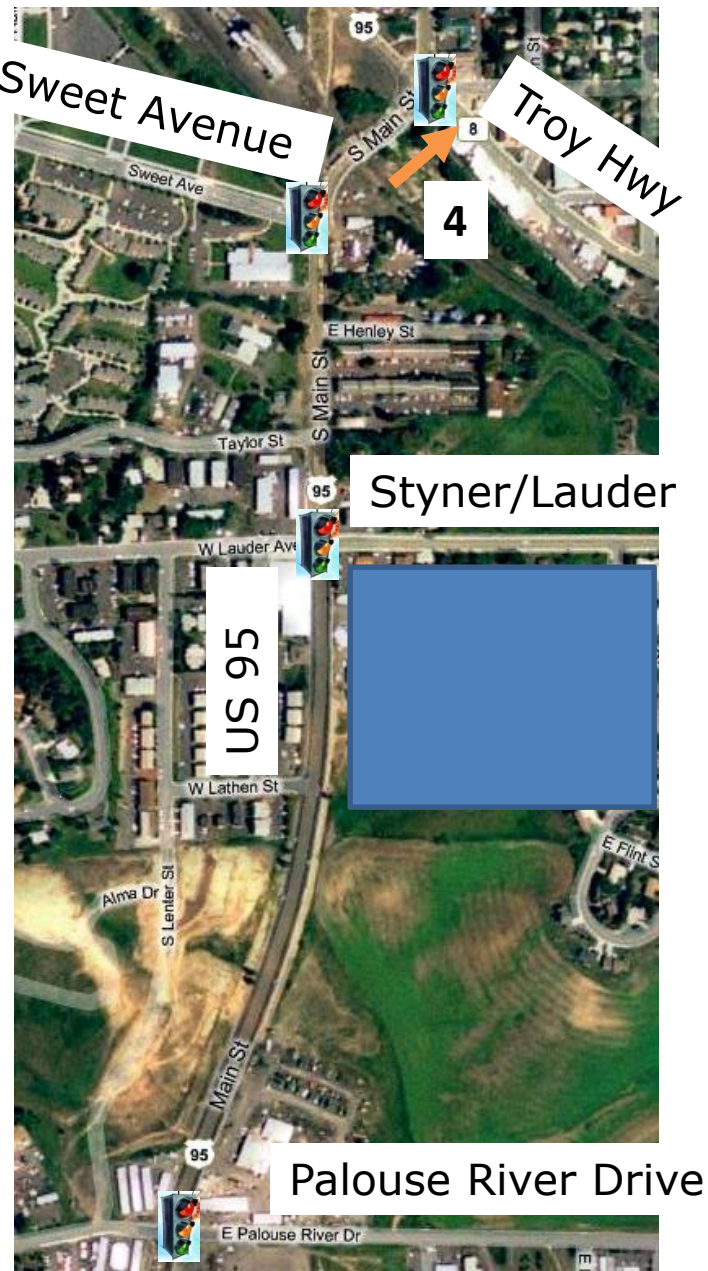


SH8 West-2 (Network 2)

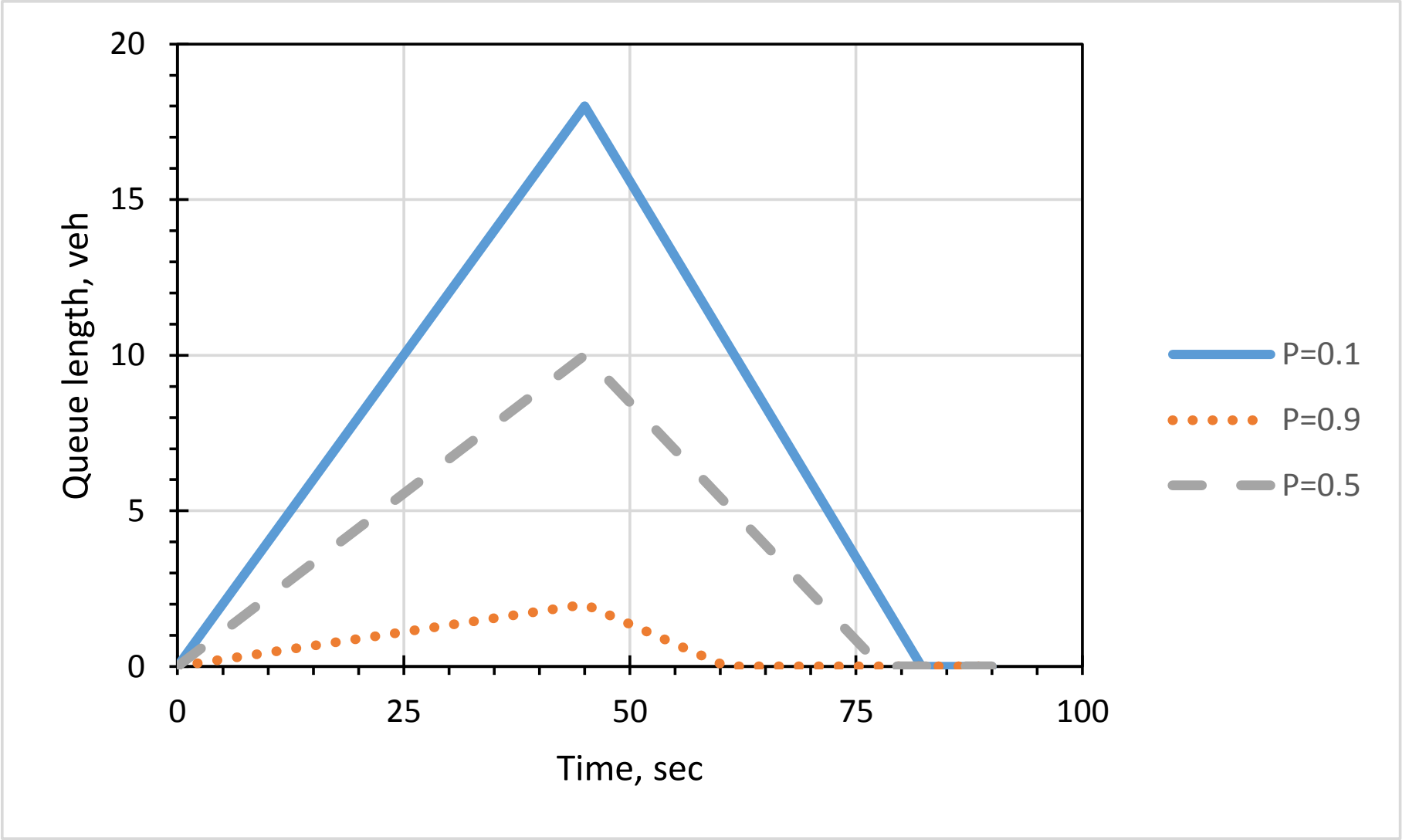


- Group 2**
 - Hartzell
 - Landa
 - Lecates
 - Almakrab
- Group 6**
 - Ryu
 - Alrashdi
 - Bernauer
 - Taylor-Stiffarm

US 95 South (Network 4)



- Group 4**
- Cupps
- Larrea
- Saras
- Skinner



Cycle #	Seconds (from 5:06pm)		Green Interval Duration (sec)	Cycle Length (sec)	Numbers of vehicles arriving during...		Percent arrival	
	Green Time Start	Green Time End			Green	Red	Green	Red
1	0	53	53	97	9	0	100%	0%
2	97	161	64	101	6	2	75%	25%
3	198	266	68	106	10	2	83%	17%
4	304	371	67	118	6	2	75%	25%
5	422	477	55	93	11	4	73%	27%
6	515	575	60	112	8	4	67%	33%
7	627	680	53	91	6	1	86%	14%
8	718	791	73	116	6	7	46%	54%
9	834	896	62	100	4	0	100%	0%
10	934	995	61	86	9	0	100%	0%
11	1020	1079	59	105	7	2	78%	22%
12	1125	1180	55	93	8	3	73%	27%
13	1218	1280	62	88	9	2	82%	18%
14	1306	1360	54	95	5	1	83%	17%
15	1401	1457	56	95	4	1	80%	20%
16	1496	1549	53	83	5	0	100%	0%
17	1579	1627	48	95	7	2	78%	22%
18	1674	1726	52	95	6	1	86%	14%
19	1769	1830	61	104	5	0	100%	0%
20	1873	1924	51	-	4	0	100%	0%
		Average=	58	99		Average=	83%	17%
		Mean value of g/C=	0.59					

Number of arrivals on green = 6.89
Number of arrivals = 8.68
g/C = 0.60
Rp = 1.39